

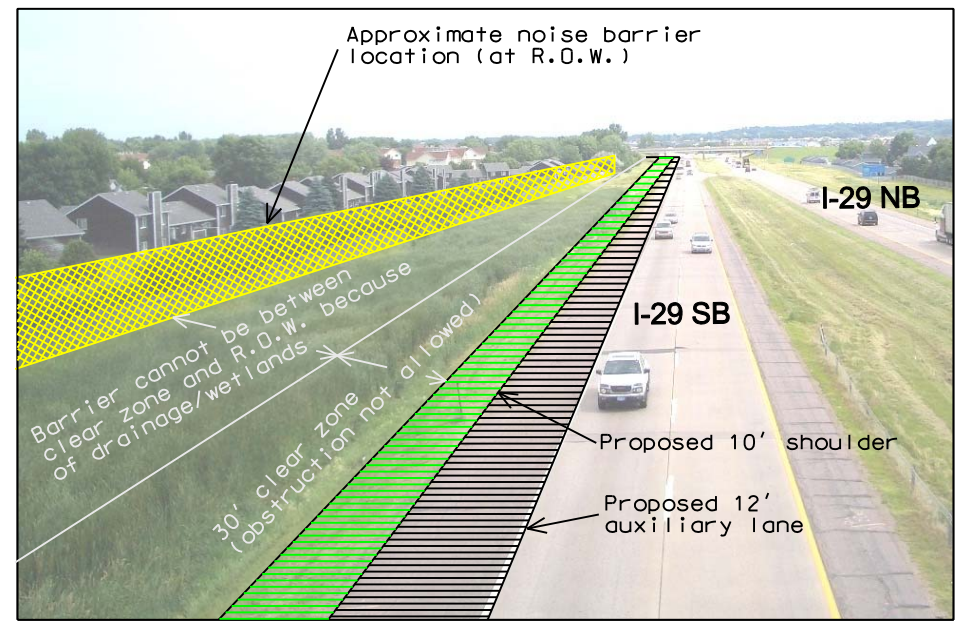
See this web site:
<http://www.sddot.com/PE/projdev/environment.asp>
 for:

- November 2005 Noise Report
- November 30, 2005 Public Meeting Presentation
- July 30, 2010 Noise Report Addendum
- August 26, 2010 Public Meeting Presentation

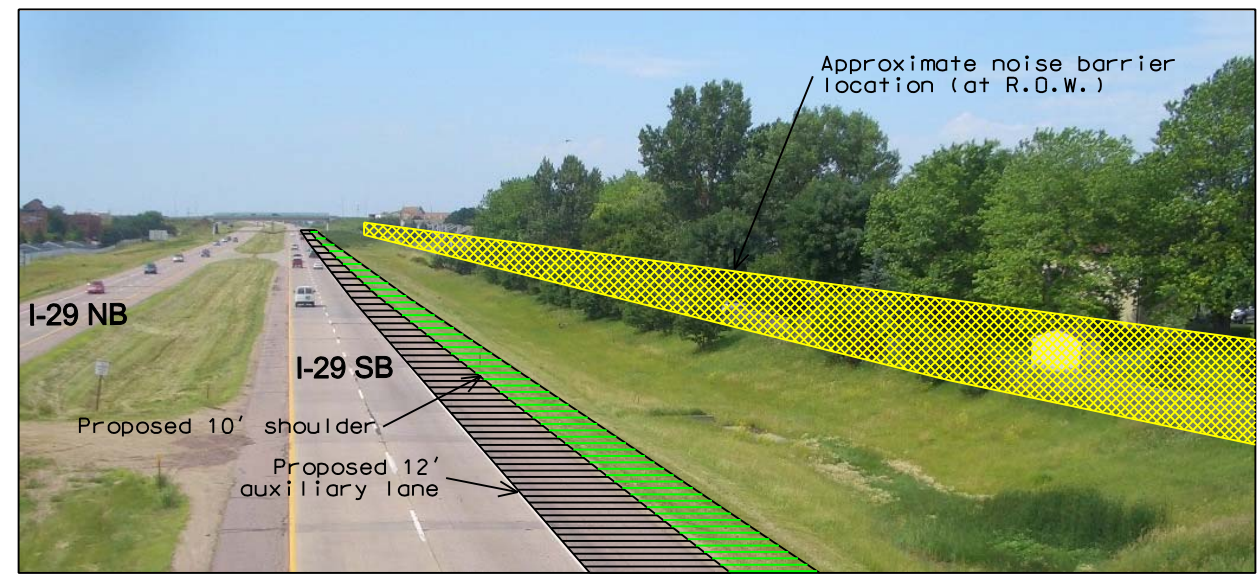
Wall Length = 2,701'
 Average Wall Height = 10.97'
 Wall Area = 29,618 sq.ft.
 Wall Cost = \$888,540 (@ \$30 per sq.ft.)
 Benefitted Receptors = 69
 Cost Reasonability = \$12,877 per benefitted receptor

Impacted Receptor:
 Year 2035 noise level approaches or exceeds SDDOT standard of 67 dBA.

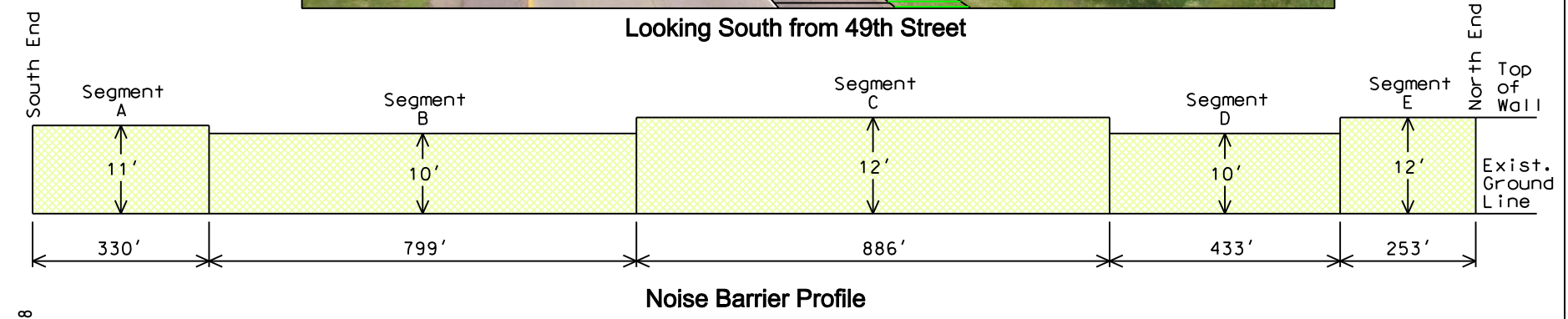
Benefitted Receptor:
 Noise wall provides minimum 5 dBA of noise reduction with year 2035 traffic conditions.



Looking North from 57th Street



Looking South from 49th Street



Date of Aerial Photography: 2008

Drawn by: B. Miller
 Date: 07/16/2010
 Checked by: J. Unruh
 Date: 07/16/2010
 Revision Date:
 08/26/2010

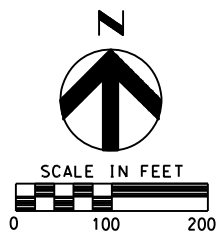


Southwest Barrier Layout
 August 26, 2010 Public Meeting Handout
 I-29 Noise Analysis
 Sioux Falls, South Dakota

Figure
 4



Date of Aerial Photography: 2008

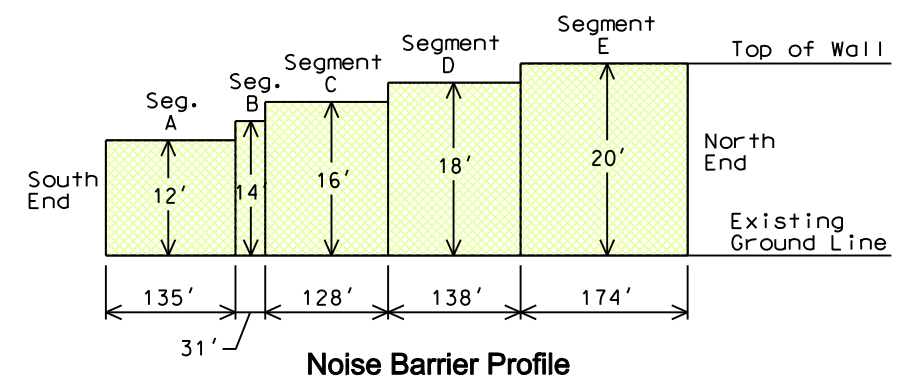


See this web site:
<http://www.sddot.com/PE/projdev/environment.asp>
 for:
 November 2005 Noise Report
 November 30, 2005 Public Meeting Presentation
 July 30, 2008


Wall Length = 606'
 Average Wall Height = 16.61'
 Wall Area = 10,066 sq.ft.
 Wall Cost = \$301,980 (@ \$30 per sq.ft.)
 Benefitted Receptors = 22
 Cost Reasonability = \$13,726 per benefitted receptor

Impacted Receptor:
 Year 2035 noise level approaches or exceeds SDDOT standard of 67 dBA.

Benefitted Receptor:
 Noise wall provides minimum 5 dBA of noise reduction with year 2035 traffic conditions.



Looking South toward 41st Street



Looking North from 41st Street Bridge

**North Barrier Layout
 August 26, 2010 Public Meeting Handout**

07/16/2010
 07/16/2010
 08/26/2010